

Church of Ireland Children's Ministry

Harvest Newsletter



It's the start of a new school year, and for many parishes this signals the start of a new Sunday Club Programme. Here are some programmes & resources the Children's Ministry Network & Sunday School Society for Ireland recommend, alongside some Bible story telling ideas, a creative prayer idea and a craft. Any queries, please contact Lydia: sss@ireland.anglican.org

Full Programmes:

Roots: www.rootsontheweb.com This is a Common Lectionary based resource. You subscribe and get access to magazines with lots of ideas and activities as well as a code to access online resources.

Go Teach: www.goteach.org.uk A Resource covering the main events, themes and doctrines of the Bible. Each book contains material for 15 lessons. Caters for 4 groups from 3 - 14 years.

Light: www.scriptureunion.org.uk This is a Bible based learning resource produced by Scripture Union. Bubbles: 5 yrs and under; Splash: 5-8 yrs; Xstream: 8-11 yrs. They also produce Tiddywinks with several books of ideas for praying, crafting and telling stories with tiny tots.

Useful Resources:

Anyone can tell a Bible Story, by Bob Hartman. Tips & Advice on telling Bible Stories with lots of examples. Available to buy on Amazon.

Tried and Tested Youth Games App. Download it FREE on your iPhone or Android and use for all your ice-breakers, relays, team games, messy games and more!

Helpful Websites:

During Harvest many people begin to look at Justice Issues around the world. As we give thanks to God for his provision we also remember those who are living in poverty both in Ireland and overseas.

www.christianaid.ie/resources/churches/resources/children-in-church.aspx has brilliant adaptable ideas, great for All Age talks and Sunday Clubs. We especially loved 'Food, Glorious Food' and 'Get Rid of It'.

<http://www.cafod.org.uk/Education/Primary-schools> has great resources for all year round, including Harvest and gives ideas for discussing hunger with children, grace place mats and a Harvest song.

General Websites:


Pinterest	https://uk.pinterest.com/
Barnabas in churches	www.barnabasinchurches.org.uk/
Barnabas in Schools	http://www.barnabasinschools.org.uk/
Flame: Creative Children's Ministry	http://flamecreativekids.blogspot.co.uk/
Danielle's Place	http://daniellesplace.com/
Scripture Union	www.lightlive.org
DLTK	www.dltk-bible.com
CoI Children's Ministry	http://www.cm.ireland.anglican.org

Harvest Ideas: Family Service Talk

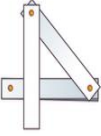
Children's Ministry have a programme exploring the Fruits of the Spirit. Harvest is a great time to learn about them as we are giving thanks for the Food Harvest but we also want to Harvest love, joy, peace and patience in our own lives. Here's a great way to explore the fruit 'Faithfulness' using the story of how 4 friends faithfulness enabled Jesus to heal the paralysed man. This works very well with a simple prop of 4 strips of paper.

The 4 friends


There was a man who couldn't walk. He just lay on his mat all day.



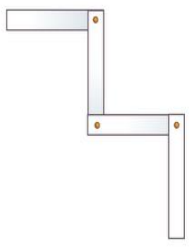
The man had 4 friends.
They wanted to help, so they took him to Jesus.



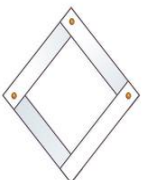
They got to the house where Jesus was - but it wasn't a house like we have; it had a flat roof.




So many people had come to see Jesus that they couldn't get through the door. So they climbed the stairs on to the roof...



... and made a hole in it.




They tied ropes to the mat, and let it down through the hole to Jesus.




When Jesus saw the man, he said, "Your sins are forgiven." Some people were cross. "How can Jesus forgive sins?" they asked. Jesus said, "Is it easier to say, your sins are forgiven, or... ..Get up, pick up your mat, and go home!"

And the man stood up straight,




folded up his mat, and went home.



This way of telling the story is not copyright by anyone. Feel free to print out or post on. However, please don't publish or edit this instruction sheet. kirstyn@clera.co.uk

Harvest Action Story: Theme: 'Giving Thanks': The Feeding of the 5000: Matthew 14/Mark 6/John 6



Action Words:

Jesus: touch each palm with the middle finger of the other hand

Miracle: say WOW whilst putting your hands up to your face in amazement.

Crowds: loud whispers

Disciples: shake hands

Hungry: groan and rub tummy

Food: pretend to eat and say nom nom nom

Little boy: aaaawww

Loaves and fish: hold up 5 fingers and then 2 fingers

Thanks: place fingers to mouth (fingers closed palms facing in) and then raise them upwards

Note: If you have small numbers and a wide age range, consider inviting the older children to make up the actions and to stand at the front and do the actions for everyone as the story is told. If your group is mainly younger children, limit the number of action words to 5.

Story:

Jesus spoke to his **disciples** and said 'we have been so busy caring for the **crowds** of people, let's go to an 'out of the way' place to rest.

So **Jesus** and his **disciples** got into a boat and sailed away from the towns to an out of the way place.

But the **crowds** heard where they were going and followed them!

When **Jesus** saw the **crowds** and saw their need, he had compassion and he taught them and spent the day healing them. Many **miracles** were performed.

It came to evening and the **disciples** said to **Jesus**, teacher it is late and the **crowds** are getting **hungry**. Send them away to the villages for **food**. But **Jesus** replied feed the **hungry** yourself.

The **disciples** were shocked! How could we feed such a huge **hungry crowd**? It'd take a whole year of working to pay for all the **food**.

Then **Jesus** asked them, well what **food** do we have? And they showed him the lunch that a **little boy** had given to share around. There were **5 loaves and 2 fish**. How can we possibly feed over 5000 people with only **5 loaves and 2 fish** from a **little boy's** lunchbox?!

But **Jesus** gratefully took the **food**, gave **thanks** to God and told the **disciples** to start handing it out to the **crowd**. They were amazed when everyone ate their fill of **food** and they collected leftovers. It was a **miracle**!

Thank you God Prayer Wall



Using strips of old, colourful material, write Thank You notes to God and pin them on the noticeboard. Children who find it hard to write can draw. If you have a small number of children each one can do several. Have a chat about some of the things you are thankful for, from Creation and Harvest and all those involved in growing our food to things in our own lives. Just like Jesus we want to remember to Give Thanks!

Thankful Craft: Pie Spinner



We harvest yummy fruit at this time of the year! Apples make really nice apple tarts and apple pies. In America, they harvest pumpkins and make pumpkin pie.

Using a paper plate and a circle of card on top with a pie slice cut out of it, make a pie spinner to show what you are thankful for.

In the spaces that will show up as you turn the top circle with the cut out pie slice write and draw what you are thankful for. Make sure you're keeping your thanks to the size of 1 slice!

Hold it together with a 2 pronged pin.

Welcome Pack for Children

This was produced as part of a wider welcome by the Children's Department in Down & Dromore Diocese

Idea: Put together a pack welcoming children to the church or to a new Sunday Club group.

- a welcome card or postcard from the church family
- some stationary, notebook and pencil/pen
- a who's who of people in the church e.g. minister, curate, children's worker and the Sunday Club teachers, good to have a photo of them, keep it simple and child friendly
- a chocolate bar or packet of sweets
- a laminated prayer

